

How to separate your waste correctly

englisch

The blue paper bin



YES PLEASE!

- Newspapers, magazines, catalogues, leaflets
- Letters, envelopes
- Forms, computer paper
- School exercise books, unbound books
- Folded cardboard boxes, packaging paper without adhesive tape
- Clean paper bags
- Paper packaging

NO THANK YOU!

- Dirty or coated paper → in the (grey) landfill waste bin
- Waxed paper → in the (grey) landfill waste bin
- Self-adhesive film → in the (grey) landfill waste bin
- Carbonless paper → in the (grey) landfill waste bin
- Wallpaper scraps → in the (grey) landfill waste bin
- Milk or beverage cartons (Tetrapak) and coated cream and yogurt pots → please to the recycling collection point

The brown organic bin



YES PLEASE!

- Leftover vegetables, salad and fruit (raw and cooked)
- Leftover meat and fish (raw and cooked)
- Potato and fruit peelings, eggshells, nutshells
- (Stale) bread and bakery products
- Coffee grounds, coffee filters, coffee pads
- Flowers and plants (without pots), potting soil
- Greenery, grass, tree and bush cuttings
- Small quantities of newspaper and paper kitchen towel to absorb the moisture

NO THANK YOU!

- Plastic bags, compostable refuse bags
- Glass
- Sanitary products, nappies
- Ashes
- Cat and small animal litter
- Christmas trees → please take to the recycling centre
- Bulky tree / bush cuttings → chopping service in your own garden → Info centre ①/ back page
- Stones and building rubble → please take to the recycling centre (max. 0.1 cubic metre)

The grey landfill bin



YES PLEASE!

- Vacuum cleaner bags, street sweepings, ashes, cigarette ends, cat and small animal litter
- Painting film, carpet scraps, wallpaper
- Nappies, sanitary products
- Dried paints, packed in bags
- Dirty or coated paper, waxed paper or carbonless paper

NO THANK YOU!

- Metal, glass and plastic packaging → please take to the recycling collection point
- Small electrical appliances, bulky waste, scrap metal and building rubble → please take to the recycling centre
- Problematic substances such as light tubes, energy-saving lamps, varnish, solvents, batteries and battery packs → please take to the toxic waste van or the recycling centre
- Milk or beverage cartons (Tetrapak) and coated cream and yogurt pots → please take to the recycling collection point
- Used clothes in good condition → please place in the orange used clothing containers

How to separate your waste correctly

The brown organic bin



- Line the small brown organic bin with newspaper. Ensures greater cleanliness and moisture in the bin
- Grass cuttings should be as dry as possible before being placed in the organic bin
- The organic bin should be stored in a cool and shady location during the hot summer months
- In Germany, a lot of food is disposed of which is actually still edible. Please therefore only use the organic bin to dispose of unavoidable food waste

The blue paper bin



- Flatten or fold cardboard boxes
- Remove parts of the packaging which are not made of paper (such as plastic handles or adhesive strips)
- Place paper completely in the bin, otherwise, it gets wet and cannot be reused
- Papers which do not belong in the paper bin for data protection reasons should be disposed of with document destruction companies

The grey landfill bin




If you produce more waste than your landfill bin is able to accommodate, please use our grey refuse sacks. Each sack has a capacity of 70 litres. The unit price of 8 Euros includes the cost of collection and disposal. Please place the tied up sack alongside your landfill bin.

This is how Munich's organic waste turns into Munich's soil





You can purchase grey refuse sacks here:

- At the waste management company's info center (EC card only)
- At the recycling centres (EC card only)
- At the municipal information centre in the city hall on Marienplatz (cash only) Addresses and opening times → info centre 

Any questions? We will be happy to help.

MORE INFO:

 infocenter: Telephone 089 233-96200
Monday to Thursday 8 am – 4 pm
Friday 8 am – 2 pm
Fax 233-31215
awm@muenchen.de

 Abfallwirtschaftsbetrieb München
Georg-Brauchle-Ring 29
80992 München
www.awm-muenchen.de

You can obtain AWM leaflets and brochures via the Internet, at the municipal information centre in the city hall or directly at the waste management company.

PUBLISHER:

Abfallwirtschaftsbetrieb München
Georg-Brauchle-Ring 29
80992 München
Design: RED GmbH, München/Krailling
Printing: Color Gruppe, München
Date last revised: March 2022
Printed on 100 % recycling paper

www.awm-muenchen.de

 Der zertifizierte
Abfallentsorger der Stadt

